



## 2015 Survey of SLAIS the iSchool Graduates

---

The School of Library, Archival and Information Studies, The iSchool at The University of British Columbia, conducts surveys of its graduates to help identify career progress and employment patterns.

The following online survey was conducted with Master of Archival Studies (MAS), Master of Library & Information Studies (MLIS) and Dual Master of Archival Studies/Master of Library & Information Studies (MASLIS) graduates whose degrees were conferred between November 2013 and May 2015.

The results from this survey and others conducted by the School will be used to continually inform future directions for all programs offered at SLAIS, The iSchool.

A total of 183 graduates were eligible to complete the survey, 125 MLIS, 30 MAS, and 28 Dual MASLIS graduates. A total of 122 graduates completed the survey, for a total response rate of 66.7% (122/183). Of the 122, 86 are MLIS graduates, 19 are MAS graduates, and 17 are Dual MASLIS graduates.

Questions may be directed to the Melissa Nightingale, SLAIS Student Services Coordinator at [ischool.ssc@ubc.ca](mailto:ischool.ssc@ubc.ca), or by telephone at 604-822-2461.

### What degree did you complete at SLAIS / the iSchool?

Answer		Response	%
Master of Archival Studies		19	16%
Master of Library & Information Studies		86	70%
Joint or Dual MAS/MLIS		17	14%
Total		122	100%

### When were you conferred your SLAIS / iSchool degree (convocation ceremony)?

Answer		Response	%
November 2013		18	15%
May 2014		52	43%
September 2014		6	5%
November 2014		7	6%
February 2015		7	6%
May 2015		31	26%
Total		121	100%

### What is your current age range?

Answer		Response	%
20-29		68	56%
30-39		39	32%
40-49		12	10%
50-59		2	2%
60+		0	0%
Total		121	100%



### Did you attend SLAIS / the iSchool as a domestic or international student?

Answer		Response	%
Domestic		76	62%
International		46	38%
Total		122	100%



### Are you currently employed?

Answer		Response	%
Yes		112	90%
No		12	10%
Total		124	100%





**If you are currently not employed, are you currently seeking employment in a field related to your SLAIS / iSchool degree?**

Answer		Response	%
Yes		9	75%
No		3	25%
Total		12	100%






**Is your current employment related to your SLAIS / iSchool degree?**

Answer		Response	%
Yes		104	93%
No		8	7%
Total		112	100%






**What best describes your work status?**

Answer		Response	%
Employed full-time in a single position		81	72%
Employed full-time in multiple positions		9	8%
Employed part-time in a single position		9	8%
Employed part-time in multiple positions		13	12%
Total		112	100%

**Please indicate your current annual salary. If you hold multiple positions, please include all positions in your annual salary.**

Answer		Response	%
Less than \$25,000		10	9%
\$25,000 - \$49,999		36	33%
\$50,000 - \$74,999		57	52%
\$75,000 - \$99,999		6	5%
\$100,000+		1	1%
Total		110	100%

## How many months elapsed between the completion of your degree and your first job placement?

Zero - I obtained the position before completing my degree		43	35%
1-6 months		54	44%
7-12 months		13	11%
More than 12 months		5	4%
I have not received my first job placement		7	6%
Total		122	100%

## What is your job title?

- |  |  |
|--|--|
| <ul style="list-style-type: none"> <li>• Youth Services Librarian</li> <li>• Software Engineer</li> <li>• Records Analyst</li> <li>• Resource Centre Librarian</li> <li>• Network Services Coordinator</li> <li>• Analyst, Records and Information Management</li> <li>• Research Specialist</li> <li>• Knowledge Management Assistant</li> <li>• Records Management Archivist</li> <li>• Public Services Librarian</li> <li>• Corporate Information Analyst</li> <li>• Regional Medical Librarian</li> <li>• Document Management System Coordinator</li> <li>• Assistant Records Manager</li> <li>• Digital Content Specialist</li> <li>• Community Librarian</li> <li>• Project Manager</li> <li>• Archives and Records Officer</li> <li>• Senior Analyst</li> <li>• Digital Services and Liaison Librarian</li> <li>• Technical Services Librarian</li> <li>• Information Management Lead</li> <li>• Reference Librarian</li> <li>• Web Initiatives Librarian</li> <li>• Library Technology Support Specialist</li> </ul> | <ul style="list-style-type: none"> <li>• Archivist</li> <li>• Project Manager</li> <li>• Digital Applications Librarian</li> <li>• Instructional Services Librarian</li> <li>• Systems Administrator</li> <li>• Life Sciences Librarian</li> <li>• Learning Designer</li> <li>• Policy Advisor</li> <li>• Information Management Specialist</li> <li>• Records Manager</li> <li>• Librarian</li> <li>• Reference and Instructional Librarian</li> <li>• Research Specialist</li> <li>• Records Management Coordinator</li> <li>• Academic Technology Librarian</li> <li>• Image Resource Coordinator</li> <li>• UX developer</li> <li>• FOIP Advisor</li> <li>• Earth Science and Environment Librarian</li> <li>• Assessment and Data Management Librarian</li> <li>• Global Coordinator</li> <li>• Information Management Analyst</li> <li>• Young Adult Librarian</li> <li>• Collections Manager</li> <li>• Digital Infrastructure Librarian</li> </ul> |
|--|--|

### How long have you held this position?

Answer		Response	%
Less than 6 months		57	51%
Between 6 and 12 months		20	18%
Between 13 and 24 months		28	25%
More than 2 years		6	5%
Total		111	100%

### In what type of organization is this position? For organizations that cross these boundaries, choose based on the administrative unit you report to directly.

Answer		Response	%
Academic		34	31%
Public sector		28	25%
Private Sector		18	16%
Government		18	16%
Non-profit		7	6%
Other (please specify)		6	5%
Total		111	100%

### Where is this position located?

Answer		Response	%
Metro Vancouver		38	34%
Lower Mainland (Whistler to Hope)		9	8%
Vancouver Island		6	5%
Other BC		5	5%
Other Canadian province/territory		20	18%
Outside Canada (please specify)		33	30%
Total		111	100%

#### Outside Canada (please specify)

United States (27)

Germany

Belgium

United Kingdom

Japan

Remotely from Canada (2)

### On a scale from 1-10, how satisfied are you with your current position?

Answer	Min Value	Max Value	Average Value	Standard Deviation	Responses
	2.00	10.00	7.77	1.54	110

## Which resources did you find useful for locating job opportunities and position announcements after graduation? (Check all that apply)

Answer	Response	%
SLAIS Jobs (Yahoo Groups E-mail Discussion List)	12	10%
SLAIS News work placement blog / portal announcements	36	30%
Other job boards (e.g. AABC site, highereducationjobs.com, government job boards, libraryjobs.ca, Monster.com)	88	73%
Professional email discussion lists	37	31%
Personal contacts and networks	67	56%
Other (please specify)	21	18%
<b>Other (please specify)</b>		
I found my current position from the role I had at the company I worked at straight out of SLAIS		
Library system career page		
Australian Society of Archivists job board		
library websites		
found current job through checking government website		
job board sites		
library organizations from various regions		
Internal postings available to me as a student librarian		
I went back to the job a held before starting my masters at UBC and over time was promoted to a new position.		
Work BC		
indeed.com		

## Are you a member of any professional organizations (BCLA, ACA, etc.)?

Answer	Response	%
Yes (please list)	90	74%
No	32	26%
Total	122	100%
<b>Yes (please list)</b>		
BCLA	AAAL	HALL (Houston Area Law Librarians)
CLA	PEA	SLA
ALA	SAA (Society of American Archivists)	AIIM
ARMA	SGA (Society of Georgia Archivists)	IAPP
ACRL	AILA	MLA
OLA	HLABC	CAPAL
ASIS&T	Twin Cities Archives Roundtable	LPF
CHLA	OLA (Oregon Library Association)	YALSA
HLBC	ACRL	PLA
ARMA	LLAMA	ACLNA
ALCTS	LITA	ALSC
VALL	AABC	IRMS
CALL	ICA	AASL
CYAMUS	AALL	ACA
AABC		

**Please check any of the following continuing education or professional development activities you have participated in since graduation:**

Answer	Response	%
Participated in a course or workshop	75	74%
Delivered a course or workshop	20	20%
Attended a work-related conference	72	71%
Other continuing education activities	28	27%
<b>Other continuing education activities</b>		
Keeping up with academic librarianship literature	Skill development: coding, Project management courses, Instructional Skills	
Networked with current professionals	Leadership institutes	
Certificate in business analysis	Pursuing certificate in medical informatics	
Involvement with professional association executive committees	Discussing plans, issues, and ideas with a mentor	
Internal Organization Workshops and Webinars	Software/systems training online	
BCLA Mentorship Program	ALA discussion lists, reading of online journals,	
Online webinars/courses	AABC Webinar	
webinars, online course	Professional Certifications	
Bookclubs	Auditing courses	

**Thinking of your education at SLAIS / the iSchool, what areas or topics best prepared you for the positions you have been in since graduation? Please consider topics rather than specific courses.**

Work Experience (13)	Info Design (8)
Group Work (11)	Info Visualization (6)
Children's Services (12)	Database Design (15)
Management (9)	Collection Management (12)
Cataloguing (8)	Legal Courses (8)
Research (9)	Information Technology (11)
Arrangement & Description (5)	Records Management (12)
Communication (6)	Archival Theory (5)
Reference Services (8)	Project Management (13)
Public Librarianship (6)	Preservation (11)

**What, if any, of the following activities during your SLAIS / iSchool degree contributed to your career success to date? (Check all that apply)**

Answer	Response	%
Co-op	46	45%
Professional experience (for credit)	51	50%
Employment at SLAIS (such as STA or research assistantship)	29	28%
Employment at UBC (such as GAA or student librarian)	71	70%
Student leadership (such as LASSA, ACA Student Chapter, ASIS&T Student Chapter)	34	33%
Networking with graduates and other professionals during your time as a student	51	50%
Internship or practicum (for credit)	50	49%



**Upon Graduation, please rate the level to which you felt prepared for the job market in the following areas:**

**Ability to assess the needs of diverse groups of people and respond to those needs through the design and provision of information resources, services and systems:**

Question	1	2	3	4	5	Total Responses	Mean
Completely unprepared: Fully prepared	0	16	33	61	5	115	3.48

**Ability to organize and manage information for effective preservation, discovery, access and use:**

Question	1	2	3	4	5	Total Responses	Mean
Completely unprepared: Fully prepared	3	11	26	58	17	115	3.65

**Ability to apply knowledge of information technology and resources to real world situations:**

Question	1	2	3	4	5	Total Responses	Mean
Completely unprepared: Fully prepared	3	9	35	50	18	115	3.62

**Ability to reflect in a critical and informed manner on the role of information professions in society:**

Question	1	2	3	4	5	Total Responses	Mean
Completely unprepared: Fully prepared	1	6	22	55	31	115	3.95

**Ability to communicate effectively:**

Question	1	2	3	4	5	Total Responses	Mean
Completely unprepared: Fully prepared	0	3	12	56	44	115	4.23

**Ability to be an effective manager:**

Question	1	2	3	4	5	Total Responses	Mean
Completely unprepared: Fully prepared	16	31	42	20	6	115	2.73

**Ability to conduct research and assess information resources:**

Question	1	2	3	4	5	Total Responses	Mean
Completely unprepared: Fully prepared	1	6	14	52	42	115	4.11

**Ability to represent your chosen profession through advocacy initiatives, professional development, teaching, research, etc.:**

Question	1	2	3	4	5	Total Responses	Mean
Completely unprepared: Fully prepared	2	17	35	46	14	114	3.46

**Did you apply to and were you accepted into the Arts Co-op program during your time at SLAIS / the iSchool?**

Answer	Response	%
Yes	55	47%
No	62	53%
Total	117	100%

### How many co-op terms did you complete?

Answer	Response	%
0	7	13%
1	22	40%
2	11	20%
3	15	27%
Total	55	100%

### Why did you not do any co-op terms? [check all that apply]

Answer	Response	%
Applied for jobs but did not get hired	1	17%
Did not see suitable jobs to apply for	3	50%
My plans changed	3	50%
Found a job outside of co-op	2	33%
Other (please specify)	0	0%

### Do you feel that the pre-employment training, individual advising, and co-op work experience gave you a competitive advantage when searching for full-time work?

Answer	Response	%
Yes	46	87%
No	7	13%
Total	53	100%

### Would you recommend participation in the UBC Arts Co-op Program to future SLAIS / iSchool students?

Answer	Response	%
Yes	50	94%
No	3	6%
Total	53	100%

Thank you to everyone who participated in the survey.